



OSCommerce

Instalare si configurare

<http://www.oscommerce.com/>

Despre osCommerce



- **osCommerce** este un sistem pentru crearea de situri de comert
- A aparut in 2000 si a fost folosit la crearea a peste 8253 de situri înregistrate
- Versiunea curenta este 2.2
- Este distribuit free ca solutie Open Source sub licenta GNU GPL

Echipa osCommerce



- Proiectul se bazează pe munca voluntară a unei echipe devotate și a unei comunități în continuă creștere
- Majoritatea programatorilor care lucrează la proiect sunt rezidenți în Germania, lor adăugându-li-se colegi din Austria, SUA, Belgia, Olanda, Australia etc.
- Există forumuri, liste de discuții dedicate


Caracteristici osCommerce (1)

- Bazat pe PHP si MySQL
- Simplu de instalat si de administrat
- Usor de integrat intr-un site existent
- Suport pentru localizare
- Facilitati pentru backup si restore
- Personalizari pentru plati, taxe, transport
- Management integrat pt fisiere

Caracteristici osCommerce (2)

- Inregistrare simpla si rapida
- Interfata prietenoasa
- Cautare rapida si avansata
- Tranzactii securizate SSL
- Analize disponibile online

Instalare : pas1



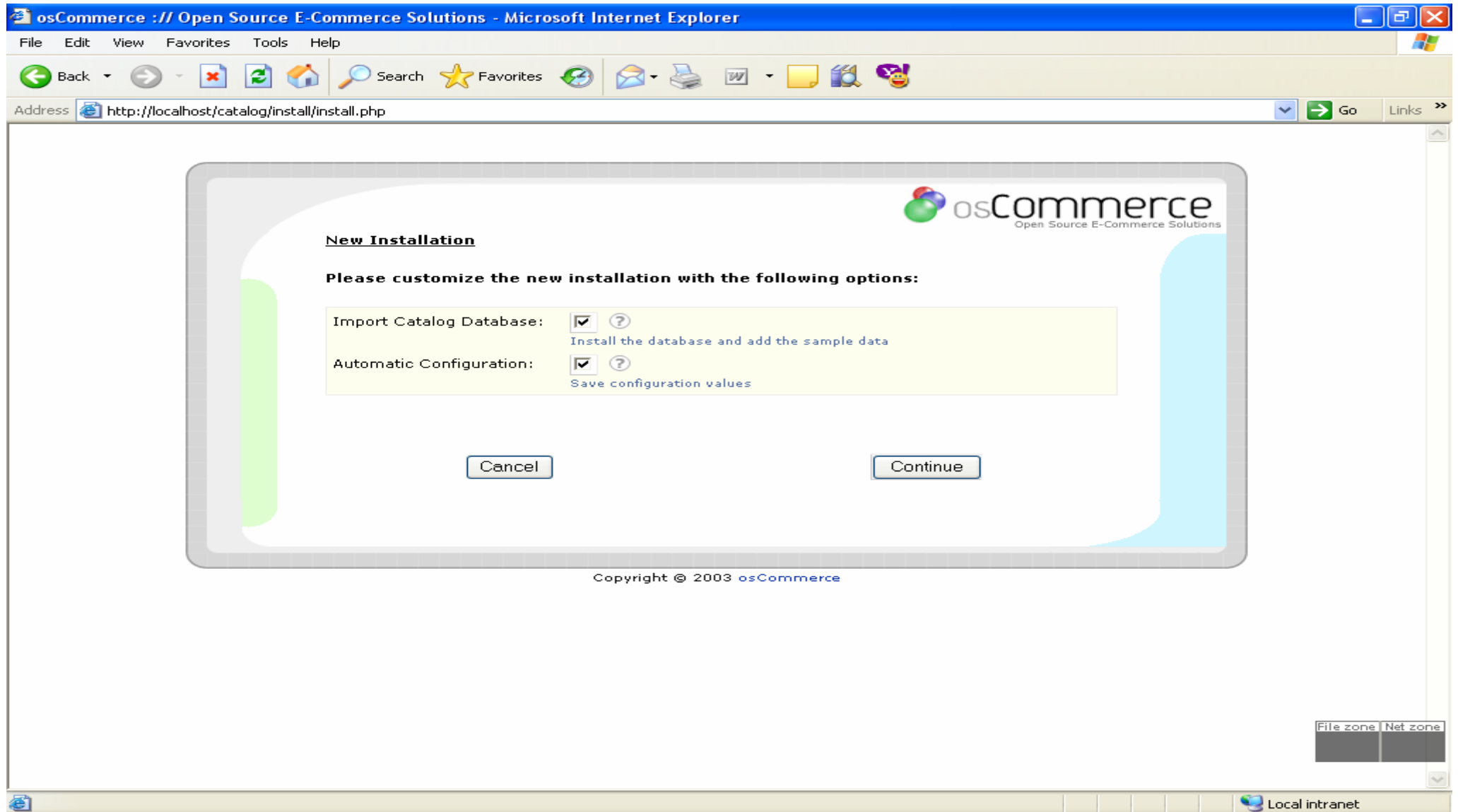
>Intram din browser la adresa

.../catalog/install/install.php


>Va apare o pagina ca in Fig.1

Instalare : Pas 1

Fig. 1



Instalare : Pas 2



> Apasam butonul Continue din Fig. 1

> Va apare formularul din Fig. 2

> Completam formularul si apasam butonul Continue din Fig. 2

Instalare : Pas 2

osCommerce :// Open Source E-Commerce Solutions - Microsoft Internet Explorer

File Edit View Favorites Tools Help

Back Forward Stop Home Search Favorites Refresh Print Mail Stop Taskbar

Address <http://localhost/catalog/install/install.php?step=2> Go Links

osCommerce
Open Source E-Commerce Solutions

New Installation

Database Import

Please enter the database server information:


Database Server:	<input type="text" value="localhost"/> ?
	<small>Hostame or IP-address of the database server</small>
Username:	<input type="text" value="root"/> ?
	<small>Database username</small>
Password:	<input type="password" value="....."/> ?
	<small>Database password</small>
Database Name:	<input type="text" value="test"/> ?
	<small>Database Name</small>
Persistent Connections:	<input type="checkbox"/> ?
Session Storage:	<input checked="" type="radio"/> Files <input type="radio"/> Database ?

Copyright © 2003 osCommerce

File zone Net zone

Local intranet


Instalare : Pas 3



>In cazul in care pasul anterior s-a desfasurat cu succes , va apare o pagina web ca cea din figura de mai jos

>Se apasa butonul Continue

Instalare : Pas 3



osCommerce :// Open Source E-Commerce Solutions - Microsoft Internet Explorer

File Edit View Favorites Tools Help

Address <http://localhost/catalog/install/install.php?step=2> Go Links >>

osCommerce
Open Source E-Commerce Solutions

New Installation

Database Import

A test connection made to the database was **successful**.

Please continue the installation process to execute the database import procedure.

It is important this procedure is not interrupted, otherwise the database may end up corrupt.

The file to import must be located and named at:

c:/inetpub/wwwroot/catalog/install/oscommerce.sql

Cancel Continue

Copyright © 2003 osCommerce

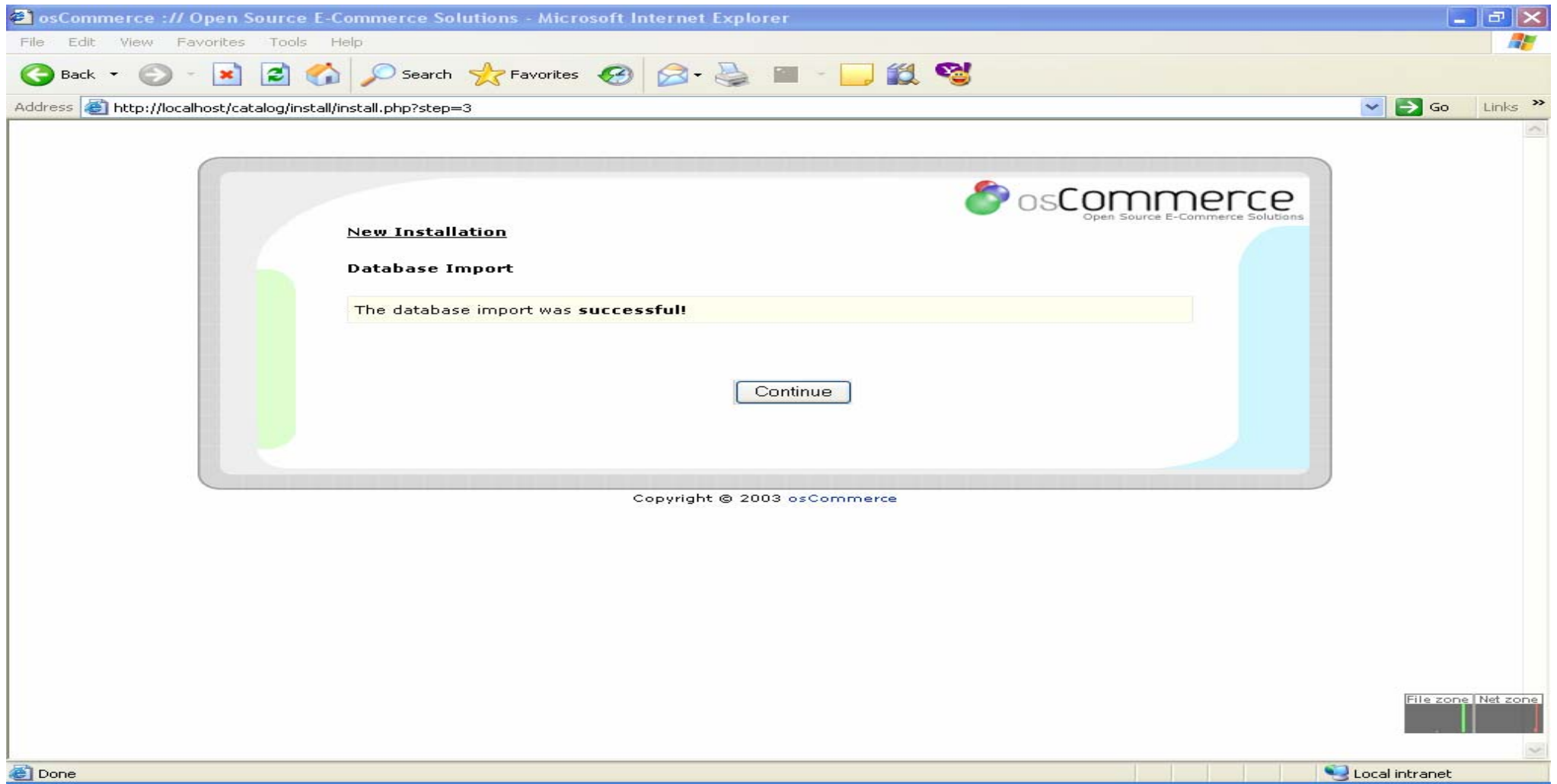
File zone Net zone

Local intranet

Instalare : Pas 4

> Apare o pagina ca cea de mai jos

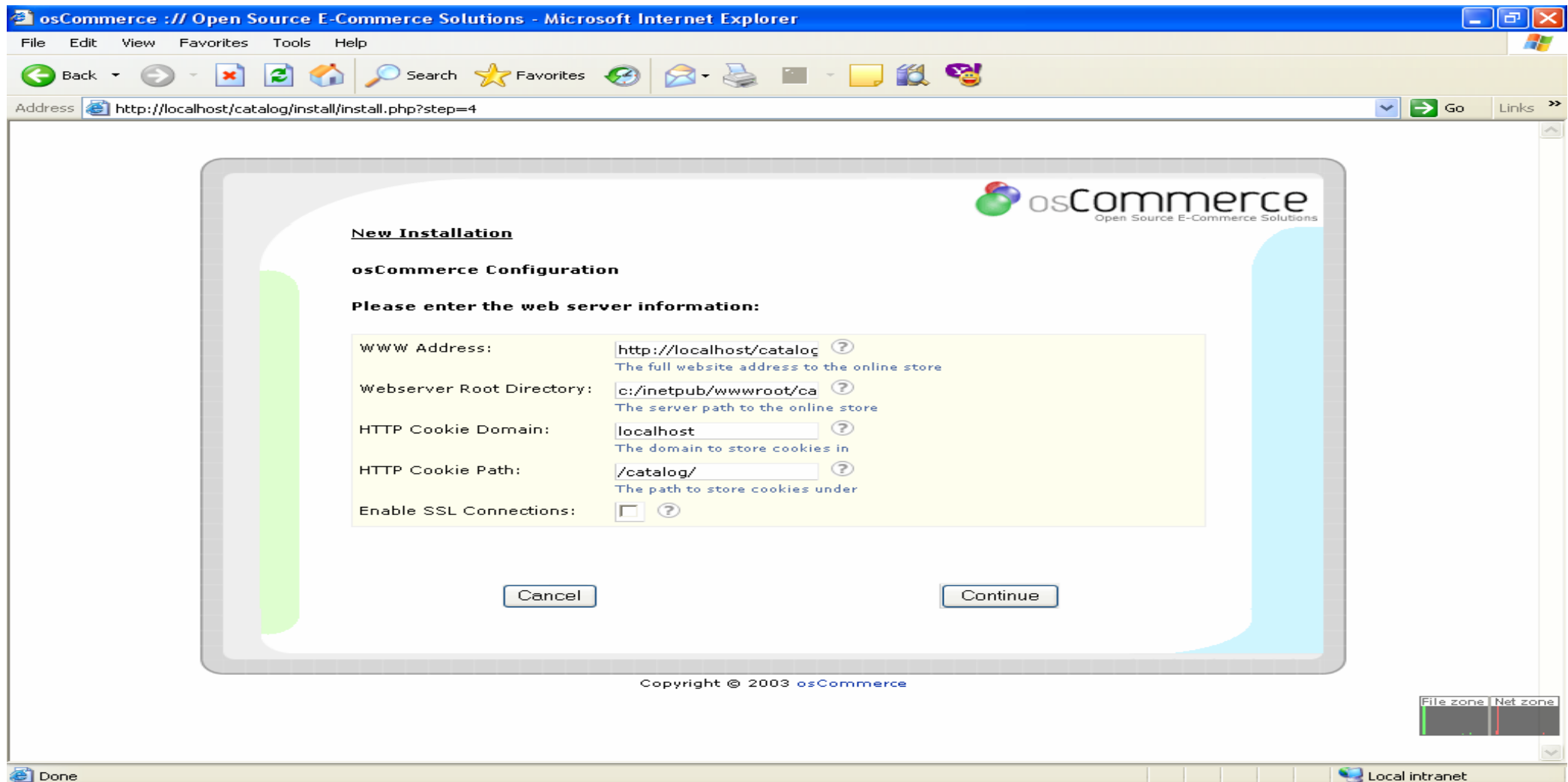
> Se apasa Continue



Instalare : Pas 5

>Apare pagina de mai jos

>Se apasa Continue



The screenshot shows a Microsoft Internet Explorer browser window displaying the osCommerce installation configuration page. The address bar shows the URL: `http://localhost/catalog/install/install.php?step=4`. The page content includes the osCommerce logo and the following configuration options:

- WWW Address:** `http://localhost/catalog` (The full website address to the online store)
- Webserver Root Directory:** `c:/inetpub/wwwroot/ca` (The server path to the online store)
- HTTP Cookie Domain:** `localhost` (The domain to store cookies in)
- HTTP Cookie Path:** `/catalog/` (The path to store cookies under)
- Enable SSL Connections:** (Unchecked)

At the bottom of the configuration form, there are two buttons: "Cancel" and "Continue". The page footer indicates "Copyright © 2003 osCommerce". The browser's status bar at the bottom shows "Done" and "Local intranet".

Instalare : Pas 6

> Apare pagina din figura

> Se apasa Continue

The screenshot shows a Microsoft Internet Explorer browser window displaying the osCommerce installation configuration page. The address bar shows the URL: `http://localhost/catalog/install/install.php?step=5`. The page title is "osCommerce :// Open Source E-Commerce Solutions - Microsoft Internet Explorer". The main content area is titled "New Installation" and "osCommerce Configuration". It contains a form with the following fields:

- Database Server: (Help icon)
- Username: (Help icon)
- Password: (Help icon)
- Database Name: (Help icon)
- Persistent Connections: (Help icon)
- Session Storage: Files Database (Help icon)

At the bottom of the form are two buttons: "Cancel" and "Continue". The footer of the page reads "Copyright © 2003 osCommerce". The browser's status bar at the bottom shows "Done" and "Local intranet".

Instalare : Pas 7

>Acesta este ultimul pas al configurarii

>Apare pagina din imaginea de mai jos

>Se selecteaza optiunea dorita :

- catalog ->pt a intra in sectiunea cu produse

- administration tool ->pt a intra in sectiunea de administrare

Instalare : Pas 7

The screenshot shows a Microsoft Internet Explorer browser window displaying the osCommerce installation interface. The address bar shows the URL: <http://localhost/catalog/install/install.php?step=7>. The main content area features the osCommerce logo and the text "New Installation" and "osCommerce Configuration". A yellow message box states "The configuration was successful!". Below this, there are two buttons: "Catalog" and "Administration Tool". The footer of the page reads "Copyright © 2003 osCommerce". The browser's taskbar at the bottom shows the system tray with the text "Local intranet".

osCommerce :// Open Source E-Commerce Solutions - Microsoft Internet Explorer

File Edit View Favorites Tools Help

Back Search Favorites

Address <http://localhost/catalog/install/install.php?step=7> Go Links

osCommerce
Open Source E-Commerce Solutions

New Installation

osCommerce Configuration

The configuration was successful!

Catalog Administration Tool

Copyright © 2003 osCommerce


File zone Net zone

Local intranet

A doua etapa: Configurarea

- Dupa instalare prima pagina va contine o serie de actiuni pe care administratorul trebuie sa le efectueze:
 - >corectarea mesajelor de eroare ce apar in partea de sus a paginii (setare drepturi de scriere, setari php etc)
 - >modificarea paginii principale pentru a elimina afisarea pasilor ce trebuie urmati

Configurare: Pas 1




- < Acest lucru se poate face manual sau prin intermediul sectiunii de administrare (Tools->File Manager)
- < Securizarea sectiunii de administrare

Dupa efectuarea acestor pasi se poate trece la particularizare efectiva a site-ului

Configurare: Pas 2

- Setarea conditiilor de utilizare a site-ului, regulile privitoare transportului produselor si confidentialitatii se pot modifica utilizand fisierele conditions.php, privacy.php, shipping.php din sectiunea corespunzatoare limbii engleze (/includes/languages/english)
- Clientii pot vizualiza acesti termeni in partea stanga jos a site-ului

Configurare: Pas 3



- Sectiunea **Configuration** permite setarea numelui magazinului, a numelui proprietarului, adresei, tarii de origine etc
- Setarile alese pentru aceasta sectiune de comfigurare se pot observa in figura 2.1

Fig 2.1 – Sectiunea Configuration

The screenshot displays the osCommerce administration interface in Microsoft Internet Explorer. The browser's address bar shows the URL: `http://students.infoiasi.ro/~gabymnl/admin/configuration.php?gID=1&cID=1`. A warning message at the top states: "Warning: File uploads are disabled in the php.ini configuration file." The page features the osCommerce logo and navigation links for "Support Site", "Online Catalog", and "Administration".

The main content area is titled "My Store" and contains a table of configuration settings. The table has four columns: "Title", "Value", "Action", and "Store Name". The "Store Name" column is currently expanded to show a list of values and their corresponding actions.

Title	Value	Action	Store Name
Store Name	SMG IT Shop	▼	<input type="button" value="edit"/>
Store Owner	Gabriel Manolache	ⓘ	
E-Mail Address	gabymnl@infoiasi.ro	ⓘ	The name of my store
E-Mail From	osCommerce <root@localhost>	ⓘ	Date Added: 03/23/2005
Country	Romania	ⓘ	Last Modified: 03/23/2005
Zone		ⓘ	
Expected Sort Order	desc	ⓘ	
Expected Sort Field	date_expected	ⓘ	
Switch To Default Language Currency	true	ⓘ	
Send Extra Order Emails To		ⓘ	
Use Search-Engine Safe URLs (still in development)	false	ⓘ	
Display Cart After Adding Product	true	ⓘ	
Allow Guest To Tell A Friend	true	ⓘ	
Default Search Operator	and	ⓘ	
Store Address and Phone	Str Rozelor nr 69 Iasi Romania	ⓘ	
Show Category Counts	true	ⓘ	
Tax Decimal Places	0	ⓘ	
Display Prices with Tax	true	ⓘ	

At the bottom of the page, there is a copyright notice: "E-Commerce Engine Copyright © 2003 osCommerce. osCommerce provides no warranty and is redistributable under the GNU General Public License." Below this, it says "Powered by osCommerce".

Configurare: Pas 4

- Sectiunea **Catalog** permite adaugarea de noi categorii si subcategorii de produse impreuna cu produsele corespunzatoare ficearei subcategorii
- Fiecarui produs ii corespund un numar de campuri (descriere, scurta descriere) care pot fi completate pentru fiecare limba adaugata aplicatiei (implicat 3 limbi)
- Datorita restrictiilor de securitate nu s-a putut adauga fiecarui produs o imagine, desi acest lucru este permis de catre softul oscommerce

Configurare: Pas 4

- Tot in cadrul acestei categorii se pot alege produsele promotionale, produsele care vor fi disponibile in magazin in viitorul apropiat cat si categoriile de producatori
- Utilizand optiune **Review** administratorul poate modifica comentariile despre fiecare produs in parte

Configurare: Pas 5

- Sectiunea **Modules** pune la dispozitie o serie de unelte pentru diferite metode de taxare a clientilor (carti de credit, PayPal, CashOnDelivery)
- Aici se pot efectua si setarile corespunzatoare transportului produselor (cost, tip de transport)

Configurare: Pas 6

- Sectiunea **Customers** permite vizualizarea si modificarea datelor despre fiecare client in parte
- Prin intermediul optiunii orders putem vizualiza si procesa toate comenzile. Fiecare comanda se poate afla la un moment dat in una din urmatoarele 3 stari:
- Pending, Processing Delivered

Configurare: Pas 7

- Sectiunea **Locations/Taxes** permite setarea unor optiuni legate de taxarea bunurilor in functie de zonele geografice
- Sectiunea **Localization** are scopul de a gestiona monedele nationale in care se pot plati produsele cat si a limbilor in care acestea pot fi descrise. Este permisa chiar si modificarea starilor in care se poate afla o comanda la un moment dat

Configurare: Pas 8

- Sectiunea **Reports** afiseaza statistici ale produselor vizualizate, vandute cat si referitoare la comenzile efectuate
- Este utila pentru evaluarea popularitatii produselor
- Modalitatea de afisare a produselor in functie de numarul de vizualizari poate fi observata in figura 2.2

Configurare: Pas 9

osCommerce - Microsoft Internet Explorer

File Edit View Favorites Tools Help

Back Forward Stop Home Search Favorites Refresh Print Mail Stop

Address http://students.infoiasi.ro/~gabymnl/admin/stats_products_viewed.php Go Links

Warning: File uploads are disabled in the php.ini configuration file.

osCommerce

Administration Support Site | Online Catalog | Administration

Configuration

- Catalog
- Modules
- Customers
- Locations / Taxes
- Localization
- Reports
 - Products Viewed
 - Products Purchased
 - Customer Orders-Total
- Tools

Best Viewed Products

No.	Products	Viewed
01.	Rotting Bird, (English)	12
02.	Ancient Roman Copy of Discobolus (English)	5
03.	The Wheel Of Time (English)	2
04.	The Matrix (English)	1
05.	Soft Nude (Nude Watch), (English)	1
06.	The Replacement Killers (Español)	0
07.	Fire Down Below (English)	0
08.	Speed (Deutsch)	0
09.	The Wheel Of Time (Español)	0
10.	A Bug's Life (Español)	0
11.	Frantic (English)	0
12.	SWAT 3: Elite Edition (Deutsch)	0
13.	(Español)	0
14.	Matrix (Deutsch)	0
15.	Die Hard With A Vengeance (Español)	0
16.	There's Something About Mary (English)	0
17.	(Deutsch)	0
18.	The Replacement Killers (English)	0
19.	Alarmstufe: Rot 2 (Deutsch)	0
20.	Courage Under Fire (Español)	0

Displaying 1 to 20 (of 72 products) << Page 1 of 4 >>

E-Commerce Engine Copyright © 2003 osCommerce
osCommerce provides no warranty and is redistributable under the GNU General Public License
Powered by osCommerce

Show Desktop Internet

start 1. (...) osCo... Yahoo... Micro... mc - ... DC+... Total... EN 18:29

Configurare: Pas 10

- Sectiunea **Tools** pune la dispozitia administratorului o serie de unelte pentru salvarea unei copii de rezerva a bazei de date, pentru adaugarea de noi bannere publicitare cat si pentru editarea facila a fisierelor site-ului
- Este posibila si gestionarea unei unelte newsletter cat si trimiterea de e-mailuri fiecarui client in parte

Schimbarea Bannerelor



- Adaugarea si stergerea bannerelor publicitare(din partea de jos a paginii) se face prin intermediul sectiunii de administrare
- Modificarea bannerului magazinului (stanga sus) se poate face in urmatoarele moduri (site-ul nu pune la dispozitie o astfel de facilitate din nefericire):

Schimbarea Bannerelor



- Prin inlocuirea imaginii
/html/images/oscommerce.gif cu o imagine proprie insa avand acelasi nume
- Prin modificarea paginilor care fac referinta la aceasta imagine

Textul Copyright



- Firma producătoare nu permite schimbarea textului de copyright din subsolul paginii decât dacă sunt făcute schimbări majore în designul site-ului. Acest lucru ar presupune editarea majorității fișierelor!
- Oricum, particularizarea lui este extrem de facilă (se modifică fișierul `/includes/languages/english.php`)

Autori

- Simona Mateiuc
- Mihai Răzvan

